

MS-228-4






MS-228-4

Form C Reed Sensor M8 thread

Electrical Characteristics		@ 25 °C
Contact form		C
Contact rating max.	W / VA	5
Switching voltage max.	VDC	175
	VAC	120
Switching current max.	A	0.25
Carry current max.	A	1.5
Breakdown voltage min.	VDC	200
Total resistance max. (initial)	mΩ	200
Insulation resistance min.	Ω	10 ⁹

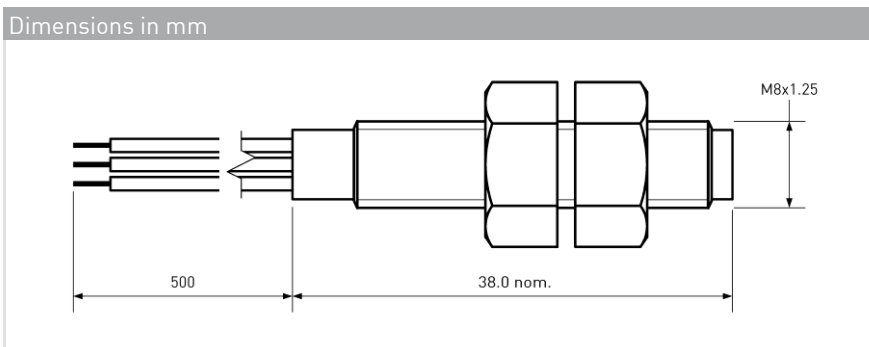
Features
➤ Adjustable switching point
➤ Customized types available
➤ Various sensitivity ranges available

Magnetical Characteristics (of unmodified Reed Switch)		@ 25 °C
Pull in range available	AT	15 - 30
Drop out min.	AT	5
Test coil	TC	200
Test equipment tolerance	± AT	2

Approvals




Operating Characteristics (of unmodified Reed Switch)		@ 25 °C
Switching frequency max.	Hz	100
Resonant frequency typ.	Hz	1100
Operate time max. (incl. bounce)	ms	0.7
Release time max.	ms	1

Environmental Characteristics		
Operating temperature	°C	-20 to +85
Vibration (50-2000 Hz)	g	30
Shock (1/2 sin 11 ms)	g	50



Ordering Information	
Packing Unit	50 pcs
Weight per piece	7.5 g
Weight per package	390 g
Standard AT Ranges	
	2 = 15 to 20 AT
	3 = 20 to 25 AT
	4 = 25 to 30 AT
Ordering Example	
MS-228-4-2- describes MS-228-4 with 15 to 20 AT.	

MS-228-4



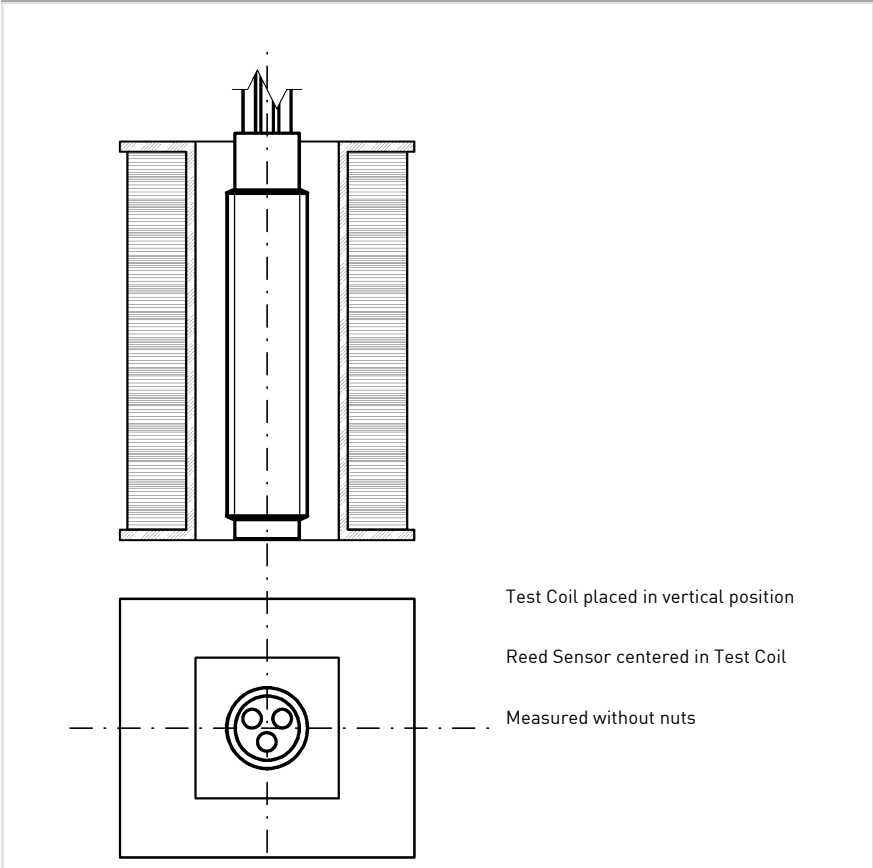
MS-228-4

Form C Reed Sensor M8 thread

Material Information

	Material	Colour
Housing	PA6, 30%GF, with M8 thread	black
Cable	UL 1061, AWG 24, 4 mm stripped and tinned	COM: black, NO: red, NC: brown
Potting compound	Epoxy	black
Nuts	PA6, M8, 2 pcs separately packed	black

Test Procedure of final Reed Sensor



Test Parameters

Test coil	TC- 324
Test programs	
AT range	Test program
2 =	MS-228-4-2
3 =	MS-228-4-3
4 =	MS-228-4-4

Remarks

When mounted onto ferromagnetic parts switching distance of MS-228-4 may reduce.
Electromagnetical influences and magnetic fields may change the switching behaviour of the sensor.

Matching actuator MSM-228 available as well.