

PMC-1401S



PMC-1401S

Standard SMD Reed Switch

Electrical Characteristics

@ 25 °C

Contact form		A
Contact material		Ru
Contact rating max.	W / VA	10
Switching voltage max.	VDC	200
	VAC	140
Switching current max.	A	1
Carry current max.	A	1.2
Breakdown voltage min.	VDC	240
Contact resistance max. (initial)	mΩ	100
Insulation resistance min.	Ω	10 ¹⁰

Magnetical Characteristics (of unmodified Reed Switch)

@ 25 °C

Pull in range available	AT	10 - 25
Drop out min.	AT	4
Test coil	TC	014
Test equipment tolerance	± AT	2

Operating Characteristics

@ 25 °C

Switching frequency max.	Hz	500
Resonant frequency typ.	Hz	4000
Operate time max. (incl. bounce)	ms	1
Release time max.	ms	0.4

Environmental Characteristics

Operating temperature	°C	-60 to +155
Storage temperature	°C	-60 to +155
Soldering temperature max.	°C	300
Vibration (50-2000 Hz)	g	20
Shock (1/2 sin 11 ms)	g	100
Lead tensile strength min.	kg	4

Features

- Small size
- Minimum height above PCB
- Over 1 billion reliable operations at dry circuits or low level loads
- Perfect economical alternative to Hall switches
- Suitable for automated assembly
- Tape & reel packaging
- Various sensitivity ranges available

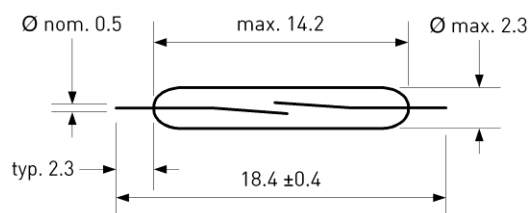
Approvals

RoHS

REACH

UL US

Dimensions in mm



Ordering Information

Packing Unit	5000 pcs
Weight per piece	0.1 g
Weight per package	900 g
Reel size	13 inches

Standard AT ranges

10 to 15 AT
15 to 20 AT
20 to 25 AT

Ordering example

PMC-1401S1520 describes
PMC-1401S with 15 to 20 AT.

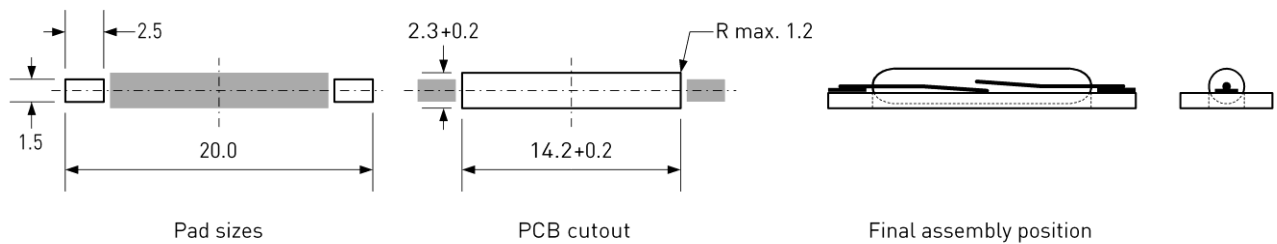
PMC-1401S



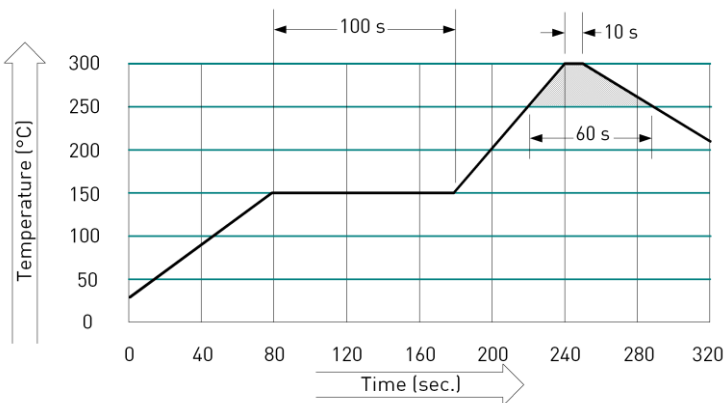
PMC-1401S

Standard SMD Reed Switch

Recommended PCB Layout in mm

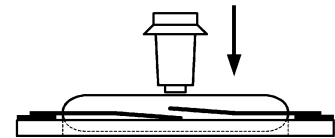


Soldering Information



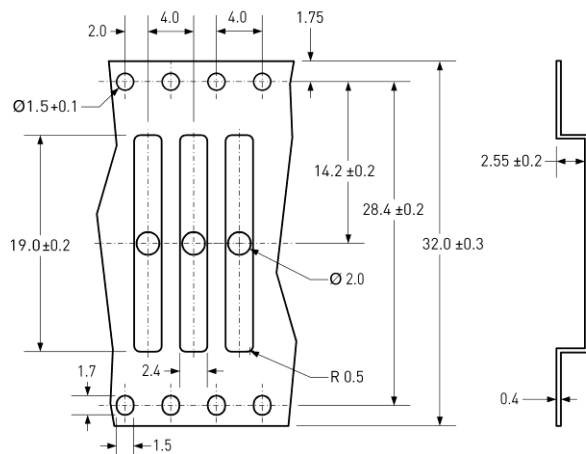
Mounting Force

Recommended Mounting Force	3 N
Maximum Mounting Force	8 N



Tape Dimensions in mm

Tolerance ± 0.1 unless otherwise specified



Remarks

When placed onto ferromagnetic parts switching distance of PMC-1401S may reduce.

Electromagnetical influences and magnetic fields may change the switching behaviour of the SMD Reed Switch.