

PMC-1402S



**PMC-1402S**  
Standard SMD Reed Switch

Electrical Characteristics @ 25 °C

Contact form		A
Contact material		Rh/Ru
Contact rating max.	W / VA	10
Switching voltage max.	VDC	200
	VAC	140
Switching current max.	A	0.5
Carry current max.	A	1
Breakdown voltage min.	VDC	250
Contact resistance max. (initial)	mΩ	100
Insulation resistance min.	Ω	10 <sup>10</sup>

Magnetical Characteristics (of unmodified Reed Switch) @ 25 °C

Pull in range available	AT	10 - 25
Drop out min.	AT	5
Test coil	TC	014
Test equipment tolerance	± AT	2

Operating Characteristics @ 25 °C

Switching frequency max.	Hz	500
Resonant frequency typ.	Hz	5200
Operate time max. (incl. bounce)	ms	0.55
Release time max.	ms	0.2

Environmental Characteristics

Operating temperature	°C	-40 to +125
Storage temperature	°C	-40 to +125
Soldering temperature max.	°C	300
Vibration (50-2000 Hz)	g	30
Shock (1/2 sin 11 ms)	g	100
Lead tensile strength min.	kg	4

Features

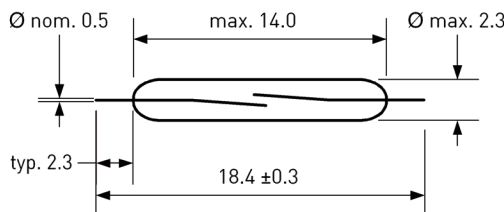
- Small size
- Minimum height above PCB
- Over 1 billion reliable operations at dry circuits or low level loads
- Perfect economical alternative to Hall switches
- Suitable for automated assembly
- Tape & reel packaging
- Various sensitivity ranges available

Approvals

RoHS

REACH

Dimensions in mm



Ordering Information

Packing Unit	5000 pcs
Weight per piece	0.1 g
Weight per package	900 g
Reel size	13 inches
Standard AT ranges	

- 10 to 15 AT
- 15 to 20 AT
- 20 to 25 AT

Ordering example

PMC-1402S1520 describes  
PMC-1402S with 15 to 20 AT.

© PIC GmbH

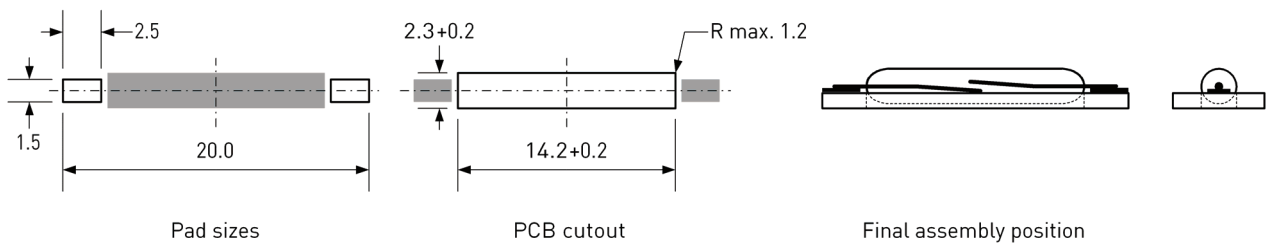
## PMC-1402S



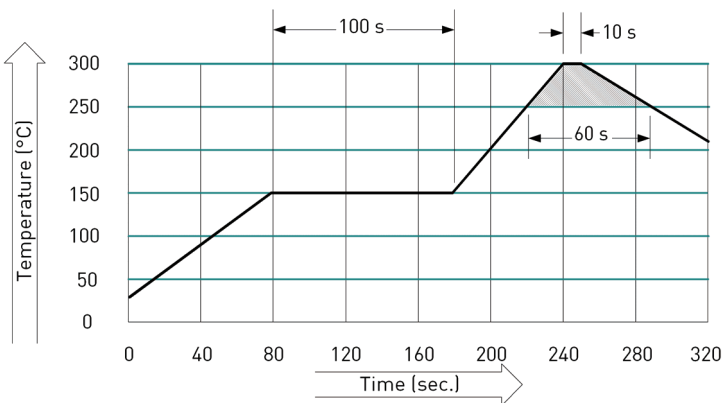
## PMC-1402S

Standard SMD Reed Switch

### Recommended PCB Layout in mm

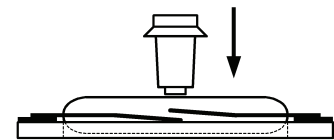


### Soldering Information



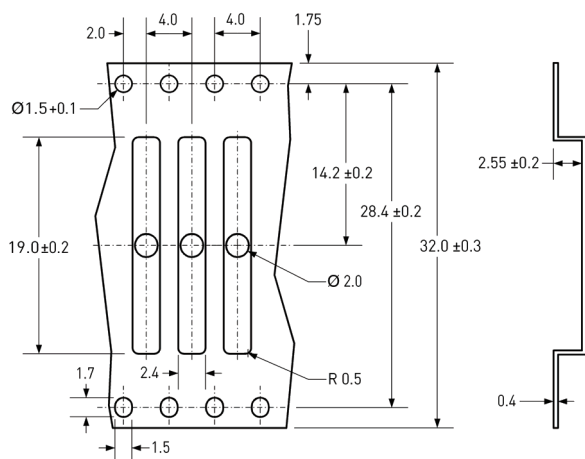
### Mounting Force

Recommended Mounting Force	3 N
Maximum Mounting Force	6 N



### Tape Dimensions in mm

Tolerance ±0.1 unless otherwise specified



### Remarks

When placed onto ferromagnetic parts switching distance of PMC-1402S may reduce.

Electromagnetical influences and magnetic fields may change the switching behaviour of the SMD Reed Switch.